


Lugungu Orthography Guide



Lugungu Orthography Guide

Preliminary Version Edition 1999 (500 copies)
First Edition 2004 (150 copies)
First Edition Revised July, 2006 (300 copies)

Second Edition (Reprint)
May, 2008
500 copies

ISBN: 9970-719-12-7









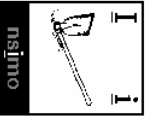


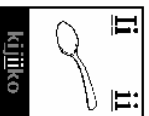
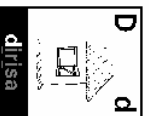





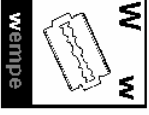














© Lugungu Bible Translation
and Literacy Association
PO Box 239, Hoima, Uganda

in cooperation with

© SIL International
P.O. Box 750
Entebbe, Uganda

Table of Contents

1.	Introduction	2
2.	The Lugungu Alphabet	3
3.	Plain Consonants	4
3.1	Consonant Combinations.....	4
3.2	The varieties of b.....	7
3.3	The Palatal Nasal.....	8
3.4	The Velar Nasal.....	8
4.	Prenasalisation	9
5.	Labialisation	10
6.	Palatalisation	11
7.	Vowels	12
7.1	Hard and Soft Vowels.....	13
7.2	Long Vowels.....	17
7.3	Diphthongs.....	19
8.	The Spelling of Common Words	20
8.1	Pro-forms.....	20
8.2	Borrowed words.....	25
9.	Tone	26
10.	Word Division	28
10.1	Word breaks in fast speech.....	28
10.2	Clitics.....	28
10.3	Common words that are joined.....	30
10.4	Common words that are separate.....	30
10.5	The apostrophe.....	31
10.6	The word na.....	31
10.7	Word breaks in verb phrases.....	32
10.8	Reduplication.....	34
11.	Dialect Differences	35
11.1	Words with a soft b.....	35
11.2	Words with ei, ej or ee.....	35
12.	Punctuation	37
13.	Example Text	40
14.	Alphabet Chart	42

 U u	 Ny ny ny	 Ii ii ii	 Bb bb bb	 Aa aa aa
 Uu uu uu	 Oo oo oo	 Ii ii ii	 Cc cc cc	 Aa aa aa
 Vv vv vv	 Oo oo oo	 Ii ii ii	 Dd dd dd	<h1>Nyuguta za Lugungu</h1>
<p>Lugungu Bible Translation and Literacy Project PO Box 239, Hoima, Uganda</p>	 Pp pp pp	 Jj jj jj	 Ee ee ee	
	 Rr rr rr	 Kk kk kk	 Ee ee ee	
 Ww ww ww	 Ss ss ss	 Ff ff ff	 Gg gg gg	
 Yy yy yy	 Tt tt tt	 Mm mm mm	 Hh hh hh	
 Zz zz zz	 Uu uu uu	 Nn nn nn	 Bb bb bb	
	 Uu uu uu	 Ngh ngh ngh	 Bb bb bb	

yogwo aheneeri itungu lyo lyensei na bamalaaya, beitu bweiriri omusaliiri sajwa.” Bbaawe yaamwiramamu yati, “Ee mwanange, biro bibi byensei, we oicala haha nanya, kandi bintu byensei biinabyo byamu. Kyonkei, twakalinakukora kididi, habwakubba weenyu yaalingi afafanikiri, kyonkei hataati yeeziririmu, yaalingi ahambeeru kyonkei hataati eiriri.”

1. Introduction

The Lugungu Bible Translation and Literacy Project together with SIL International has been working together with the Lugungu Bible Translation and Literacy Association (LUBITLA) for a number of years to develop an orthography for the Lugungu language. The work began during 1997 when the project sponsored two orthography seminars under the authority of LUBITLA—one in Hoima and the other in Masindi. Both seminars were attended by members of LUBITLA as well as other educators and interested Bagungu. Technical guidance and advice was provided by Ronald Moe of SIL International. The seminars along with subsequent analysis of the Lugungu language resulted in the production of *The Lugungu Orthography Guide - Preliminary Version* in 1999. That book has been the guide for writing Lugungu up until now. Since that time, the orthography has been tested in a number of trial publications and has undergone further analysis with the help of Martin Diprose, a Technical Advisor from SIL International. This work has given rise to some changes in the orthography that now makes the language easier to read and write. It is this improved orthography that is the subject of this Spelling Guide.

An orthography is a complete set of symbols and spelling rules used to write a language. Under guidelines established by SIL International the Lugungu orthography is considered to be a ‘*Working Orthography*’ at this stage in its development. The Lugungu orthography has been based on extensive linguistic investigation, response from seminars, input from interested Bagungu, and feedback from trial publications. Consequently, this orthography now stands as the recommended way to write Lugungu and has been approved by LUBITLA during a series of meetings during 2004. However, before the orthography can become an ‘*Established Orthography*’ it must be thoroughly tested in literacy classes and through the widespread distribution of literature. Therefore, you are invited to submit comments on problems you encounter in reading and writing Lugungu, and any corrections to this Spelling Guide. You can correspond with the project at the following address:

Lugungu Bible Translation and Literacy Project
P.O. Box 239,
Hoima, Uganda.

2. The Lugungu Alphabet

The Lugungu alphabet consists of the following 27 letters and 10 letter groups:

Consonants: **b** **ɸ** **bb** **c** **d** **f** **g** **h** **j** **k** **l** **m** **n** **ng** **ny** **p** **r** **s** **t** **v** **w** **y** **z**

Vowels: **a** **e** **i** **o** **u** **u** **aa** **ee** **ii** **ii** **oo** **uu** **uu**

Lugungu uses 24 out of the 26 letters of the English alphabet and makes up six extra sounds by using the special symbols: **i** and **u**, for the two 'hard' vowels, and **ɸ** for the very soft consonant b, and by using the letter clusters: **bb**, **ny**, and **ng** for the remaining three consonants.

The letter **v** only occurs in a few recently borrowed words. The letters from the English alphabet, **q** and **x** do not occur in Lugungu. However, the language has other sounds and features which will be described below. Special symbols and combinations of letters are needed for these other sounds.

14. Example Text

The following story is taken from the Bible, Luke 15:11-32.

Mu biro bya kadei, haalingiho mudulu omwe*i* munyakubba na batabani babiri. Mutabani muto yaagyendi*r*i hali bbaawe yaamuweera yati, "Bbaabba, mpa mugabu gwei gwa hugwete hweitungu lyo." Mwomwo bbaawaaha yaababagaania huli muntu mugabu gwe. Hanyuma gya biro bidooli, mutabani muto yaatundi*r*i migabu mye yeegyendera hadei mu mahanga, cali yaaheneeri itungu lye mu bintu bitalimu. Yaaheneeri bintu byensei biyaali nabyo kasi mwomwo, nzala gyamaani gyagwa mu lilyo ihanga, yaasigala mbura kantu. Nahaɸwakikyo, yeehomereeri kupakasa hu musu omwei wa mu lilyo ihanga, munyakumusindika kuliisya mwirisiiryoy lya mpunu. Yeegombiri kudya ha bidyo bya mpunu, kyonkei kadi muntu omwe*i* munyakumuha bidyo yaali waahi. Ha kumaliira, yaahwitukiri yaakoba yati, "Bapakasi ba bbaabba bensei bali na byakudya binene na kukiraho, kyonkei ndi haha nkukwa nzala! Kambyoke ngyende hali bbaabba mwesengereerye ninkoba, 'Bbaabba, nsobeerye mu meiso go na mu meiso ga Ruhanga. Tinkusemeera kwetwa mutabani waamu; ikiriza mbe nka omwei ha bapakasi baamu.' " Mwomwo, yaabyokeerye yaakwata gukumwemukya hali bbaawe.

Buyaali nacakali hadeiho na kwamugi, bbaawe yaamuwona; kisa kyamukwata mu mutima gwe, yeirukiri yaagwa mutabani mu salaka kandi yaamusenga hakyendi. Mwana yaakoba, "Bbaabba, nsobeerye mu meiso go kandi na mu meiso ga Ruhanga. Tinkusemeera kwetwa mutabani waamu." Kyonkei, bbaawe yeetiri beiru baamwe yaabaweera, "Mwanguhe, muleete kyakulwala kirungi kikukirayo mumulwalye. Mumulwalye mpita mu ngalu na nkeito mu magulu ge. Hanyuma, mugyende muleete nte ginyakusaja mugisale, tukore kididi kya kusemererwa. Haɸwakubba, mutabani wange yogwo yaalingi afafanikiri kyonkei hataati, yeeziririmu; yaali ahambeeri, kyonkei hataati, eiriri." Mwomwo, baatandika kididi kya kusemererwa.

Ha hwire hbwwo, mutabani muzegeezo yaali mu ndimiro. Buyaali nakwira yeesege-segeerye heehi na kwamugi, yeegwa byemba na ndihwa. Mwomwo yeeta omwei mu beiru, yaamuhulya, "Kikyani kibbeerihoy?" Mwiru yaamuweera yati, "Weenyu muto + yeiriri kandi bbaabu amusaliri sajwa gya nte, haɸwakubba eiriri kurungi kandi dwe." Kyonkei, waabu muhandu yaazingeeri hoi, yaagira kwingira mu nyumba; mwomwo bbaawe yaahuluka haliyo amutaagira eingire mu nyumba. Kyonkei, yo yeiririmwo bbaawe fnakoba yati, "Wona! Mimi myaka myensei nceeri ninkukolera nka mwiru, kandi tinkajeemeranga bigambu byo. Waakampanga ki? Kadi kabuli munyakabuli nkakora kididi na banywani bange! Kyonkei mutabani waamu

13.7 The semi-colon

The semi-colon shall be used to join to related clauses that are not connected by any joining words such as na, beitu, rundi, kyonkei, mwomwo etc.

The semi-colon	
Yaajwahiri kulinda; yaacwamwo kugyenda kwamwamwe.	He was tired of waiting; he decided to go to his home.

13.8 The colon

The colon shall be used to introduce a list. E.g.,

The colon	
Ali na bisolo binene: nte, mb <u>u</u> li, ntaama, mbaata, na bindi.	He has many animals: cows, goats, sheep, ducks, and others.

13.9 Parentheses (brackets)

Parentheses shall be used to provide supplementary or additional information that is not part of the main sentence. E.g.,

Parentheses	
Yaaswebeerwe Musa (yooyo yogwo giyaasomengi nayo).	She married Moses (the one she was schooling with).

13.10 Paragraph Breaks

Paragraph breaks should be used throughout a text to group sentences that relate to a single topic. A paragraph break should be used to mark a shift in thought, or to mark a change in speaker in a dialogue. Paragraphs shall be marked by indenting the first line of the paragraph by four spaces or by inserting a blank line between paragraphs.

13.11 Emphasis

Emphasis can be marked in various ways.

In handwriting and on a typewriter emphasis shall be marked by using capital letters. E.g., KUKUUTA, or by using the exclamation mark, (!).

On a computer, as well as the above, emphasis can be marked by using italics: E.g., *kukuuta* or bold face: E.g., **kukuuta**.

Underlining should not be used for emphasis as this will obliterate the underlines under the letter i's and u's.

3. Plain Consonants

There are 23 plain consonant sounds in Lugungu.

International Phonetic Alphabet symbol	Lugungu Alphabet symbol	Example	
β	b	b <u>i</u> cool <u>i</u>	maize
v	b̥	b <u>u</u> maalu	mushroom
b	bb	bbegeri	leopard
ṽ	c	cupa	bottle
d	d	dir <u>i</u> sa	window
f	f	firimbi	whistle
g	g	gule	baboon
h	h	haaha	grandfather
ḍ̥	j	joojolo	afternoon
k	k	kabindi	roof
l	l	lusonko	shell
m	m	meeza	table
n	n	nanaasi	pineapple
ŋ	ngh	nghinghinira	louse egg
ɲ	ny	nyumba	house
p	p	p <u>i</u> kip <u>i</u> ki	motorcycle
r	r	rang <u>i</u>	colour
s	s	sente	money
t	t	taara	lantern
v	v	vakedo	avocado
w	w	wempe	razor blade
j	y	yogwo	that one
z	z	zi <u>i</u> za	grandmother

3.1 Consonant Combinations

As well as the plain consonants listed above, Lugungu has many consonant combinations. These are plain consonants that are modified by having an **n** or **m** before the consonant (the process of prenasalisation), by having a **w** after the consonant (the process of labialisation), by having a **y** after the

consonant (the process of palatalisation) or a combination of the any of the above three processes.

	International Phonetic Alphabet symbol	Lugungu Alphabet symbol	Example	
b	β ^l	by	byombo	lungs
ɓ	ɓ ^w	ɓw	ɓwomi	life
bb	b ^w	bbw	kubbwomoka	to be poured
	b ^l	bby	kibbyolo	placenta
	mb	mb	bamba	mudfish
	mb ^w	mbw	mbwene	dog
	mb ^l	mby	mbyalambe	I give birth
c	tʃ ^w	cw	cwamba	type of grass
	tʃ ^l	cy	kwicya	to put down
	ⁿ tʃ	nc	kucencegera	to hop
	ntʃ ^w	ncw	ncwamu	decision
d	d ^w	dw	kudwa	to arrive
	d ^l	dy	bidyo	food
	nd	nd	ndobo	bucket
	ⁿ d ^w	ndw	ɓutandwa	accident
	ⁿ d ^l	ndy	kwendya	to want
f	ɱf	nf	nfooka	wizard
g	g ^w	gw	igwi	wasp
	g ^l	gy	kugyenda	to go
	ŋg	ng	ngiri	warthog
	ng ^w	ngw	ngwete	uncle
	ng ^l	ngy	kucungya	to throw
h	h ^w	hw	mwhwa	nephew
	h ^l	hy	kūhyolya	to whistle
j	ɗ ^w	jw	kujwata	to whip
	ɗ ^l	jy	kwejuguuja	to gargle
	ⁿ ɗ	nj	musanju	seven
	nɗ ^w	njw	njwahe	weak person

Words that refer to the name of a specific person, place, or thing shall begin with a capital letter. Words that are used as terms for holidays, days of the week, months, and titles shall also begin with a capital letter. E.g.,

Words beginning with a capital letter	
Kisansya	name of a place
Baguma	name of a person
Ruhanga	name of God
Kyakabiri	Tuesday
Mweri Gwamusanju	July
Muhandu	Mr.

13.5 Quotations

There are two kinds of quotations: direct and indirect. Indirect quotations do not take quotation marks. Direct quotations shall begin with a comma, and then have the quoted speech within opening and closing double quotation marks. Punctuation marks are placed within the quotes. E.g.,

Indirect quotation	
Yaabaweera nti bantu banene bakwiza.	She told them that many people will come.

Direct quotation	
Yaamuɓuulya, “We, osobora teetei kwebbaka?”	He asked him, “You, how can you sleep?”

A quote within a quote shall be marked by single quotes. E.g.,

Direct quotation within a quotation	
Mwomwo yaabaweera, “Nkyegiri nka kimwei nti handiki mumbwere bigambu bya kunkiina, ‘We ohonia bandi, weehonia.’ ”	Then he told them, “I know for sure that you are going to challenge me, ‘You cure others, cure yourself.’ ”

13.6 The Exclamation mark

The exclamation mark shall be used at the end of any sentence that shows a sense of urgency, excitement, or strong emotion. E.g.,

Exclamation mark	
Nyaakobiri, “Simooni! Nzegwa!”	I said, “Simon! Listen to me!”

13. Punctuation

13.1 Full stop

The full stop shall be used to mark the end of a sentence. E.g.,

The full stop at the end of a sentence	
Baana bakwendya kudya icuhi.	The children want to eat greens.

The full stop shall also be used after most abbreviations. E.g.,

The full stop after abbreviations	
Hataati, R.D.C. alimukugyenda.	Now, the R.D.C. is going.

13.2 Comma

The comma shall be used to mark a necessary pause within a sentence and the beginning of direct quotations. E.g.,

The comma	
Mukali wange hwalibyala mahasa nigali ga baana ba budulu, ndimwitira numi.	If my wife gives birth to male twins, I will slaughter a bull for her.
Bbaraza yoodede yaa hulya, "Bintu kyani bbyo?"	Bbaraza also asked, "What are those things?"

13.3 Question Mark

The question mark shall be used to mark the end of a question. E.g.,

The question mark	
Okugyenda hai?	Where are you going?

13.4 Capitalisation

A capital letter shall be used to begin every sentence and the beginning of direct quotations. E.g.,

Capitalisation	
Yesu yaabeiririmu nakoba, "Ruhanga abaheeri kwetegereza."	Jesus replied and said, "God has given you wisdom."

	International Phonetic Alphabet symbol	Lugungu Alphabet symbol	Example	
k	k ^w	kw	kwiba	to steal
	k ^j	ky	kyakyo	flower
	ŋk	nk	nkeito	shoe
	ŋk ^w	nk ^w	nkwi	firewood
l	ŋk ^j	nky	kwonkya	to suckle
	l ^w	lw	kulwala	to dress
	l ^j	ly	lyoba	sun
m	m ^w	mw	mwana	child
	m ^j	my	myozo	tonsils
	mm	mm	mmese	rat
	mm ^w	mm ^w	mmwenyambe	I smile
	mm ^j	mmy	mmyolambe	I twist
n	n ^w	nw	munwa	mouth
	n ^j	ni	munjongooro	earthworm
	nn	nn	nnindo	nose
	nn ^w	nnw	nnwanjambe	I mingle
ngh	nn ^j	nni	nnjambe	I defecate
	ŋ ^j	ng ^h y	ng ^h yau	cat's cry
ny	ɲ ^w	nyw	munywani	friend
	ɲ ^j	nyi	kukwenyia	to make pale
	ɲɲ	nny	nnyagambe	I rob
	ɲɲ ^w	nnyw	nnywambe	I drink
p	ɲ ^j	nyi	kukwenyia	to make pale
	p ^w	pw	kupikipwa	to worry
	p ^j	py	pyoko	rhinoceros
	mp	mp	kapimpini	chameleon
	mp ^w	mpw	mpikipwambe	I worry
r	mp ^j	mpy	mpyeheni	firefly
	r ^w	rw	irwaru	hospital
	r ^j	ry	kaserya	lightning
s	s ^w	sw	swaswa	monitor lizard
	s ^j	sy	kumanyisya	to inform
	ⁿ s	ns	kisonso	joke
	ns ^w	nsw	nswa	termites
	ns ^j	nsy	nsyenene	grasshoppers

	International Phonetic Alphabet symbol	Lugungu Alphabet symbol	Example	
t	t ^w	tw	kutwala	to take
	t ^j	ty	kutyoma	to gore
	nt	nt	n ^t e	cow
	n ^t w	ntw	matwantwe	saliva
	n ^t j	nty	gintyomiri	it has gored me
v	v ^w	nv	m ^u nvuuli	umbrella
y	j ^w	yw	kugaywa	to be overlooked
z	z ^w	zw	kubazwa	to be said
	z ^j	zy	zizye	type of fish
	nz	nz	nzegu	elephant
	n ^z w	nzw	kugonzwa	to be loved
	n ^z j	nzy	manzye	sorghum stem

Other words should be written according to the underlying form of the word. If the main form of the verb begins with a **kwi** or **kwj**, then the beginning part of the word should be written **ei** or **ej**. But if the main form of the verb begins with a **ku**, **ky**, or **kwe** then the beginning part of the word should be written **ee**. E.g.,

Words with ei or ej		Words with ee	
yeiziri	he came	yeeziri	he swept
yeitiri	he killed	yeetiri	he called
weiruka	you will run	weezegesya wankei	teach yourself
weiziramu wankei	answer yourself	weejuna wankei	help yourself
beicala	they stayed	beecooka	they gathered

3.2 The varieties of b

Lugungu has two b sounds—a ‘soft’ b, and a ‘hard’ b. The soft b is much more frequent than the hard b.

3.2.1. The hard b

The hard b shall be written **bb**.

3.2.2. The two varieties of the soft b

The soft b is actually spoken in two different ways in different dialect areas of the language. For most people who live in or around Buliisa, the soft b is the softer phonetic sound υ , while for most people who live in or around Kigorobyia, the soft b is the harder phonetic sound β . However, these two sounds represent the same phoneme in the language. To aid in the written standardisation of Lugungu, the Lugungu Bible Translation and Literacy Association (LUBITLA) in consultation with both dialect groups during an Orthography Standardisation Workshop in January 2005 decided that the soft b shall be written as a **ḥ** before **u**, **u** or **w**, and as a **b** before any other letters. The only exception to this rule is for the commonly accepted spelling of specific names for people, places, and things, e.g., Buliisa.

Examples of soft b		Examples of hard b	
kubaḥbuka	to burn the skin slightly	kubbaabbuka	to tear off
kuḥbumba	to mould	kubbumba	to cover
ḥururu	votes	bbururu	blue dye

11. Dialect Differences

Lugungu does not have major dialects. However, there are differences in the words people use and in the way certain words are pronounced. The Lugungu Bible Translation and Literacy Association (LUBITLA) recommend the adoption of certain standards and these are listed as follows:

11.1 Words with a soft b

Lugungu has many words that have the soft b sound in them. However, for some people, this sound is being spoken with a **w** or a **u**. E.g., Some people say **bwati** ‘canoe’ while others say **waati** ‘canoe’. Some people say **buhunga** ‘flour’ while others say **uhunga** ‘flour’. Some people say **buseeri** ‘sickness’ while others say **useeri** ‘sickness’

In order to standardise the writing of Lugungu, LUBITLA held an Orthography Standardisation Workshop in January 2005. As a result of that workshop it was decided that the soft b shall be written as a **ɓ** before **u**, **ɔ** or **w**, and as a **b** before any other letters. For more information see section 3.2.2.

12. Words with ei, eɪ or ee

Some words are spoken by some people with an **ei** or **eɪ** sound while others use an **ee** sound. Many of these options are simply dialect choices. While LUBITLA recognise that people speak these words differently, they recommend that words be written as follows:

Words to be written with ei or eɪ		Words to be written with ee or e	
omweɪ	one	meezi	water
inei, munaanei	four, eight	waamwe	his/hers
beɪtu	but	beetu	our
bensei	all	yaaweeni	he saw
hamweɪ	together	binene	many
teetei?	how?		
hanzei	out		
kyonkei	but		
yankei	himself/alone	Words to be written with ei or eɪ	
mu meɪso	ahead	meino	teeth
meɪso	eyes	nkeito	shoe

Note that **kubaɓuka** is an example which shows both varieties of the soft b within the same word.

3.3 The Palatal Nasal

The palatal nasal shall be written **ny**. Notice that it is a single consonant, even though it is written with two letters. Notice also, that it is **not** one of the palatalised consonants (see section 6).

Examples of ny	
nyuny <u>u</u> zi	star
nnyeni	sauce
nyaanya	tomato

3.4 The Velar Nasal

The velar nasal shall be written **ngh**. Notice that it is a single consonant even though it is written with three letters. Notice also, that it is **not** one of the prenasalised consonants (see section 4).

Examples of ngh			
kuninghina	to tie tightly	kwenghurunghuutya	to grumble
leengha	type of plant	nghinghinira	louse egg

4. Prenasalisation

Prenasalisation is where a consonant is preceded by a letter **m** or **n**. Any consonant (except *h*, *h*, *l*, *r*, *w* or *y*) can be prenasalised. Prenasalising a consonant does not create a new syllable; except where the prenasalisation occurs at the beginning of the word, the preceding nasal creates a new beginning syllable.

Prenasalisation which does not create a new syllable		Prenasalisation which creates a new syllable	
kubimba	to build	mbalambe	I count
ɓunfooka	wizardry	nfooka	wizard
kubbumba	to cover	mbumbambe	I cover
kugonza	to love	ngonzambe	I love
mɔnɔvuuli	umbrella	nnyeegambe	I struggle
Ruhanga	God	mmwambe	I shave
sonsoonja	toad	nnindo, nnyeni	nose, sauce
hansi	below/under	mmese	rat

Note from the following from above table of examples:

- The letters *mf* or *mv* are never written. Instead, the prenasalised *f* shall be written **nf** and the prenasalised *v* shall be written **nv**.
- The letters *mbb* are never written. Instead, the prenasalized hard *bb* shall be written **mb** and the prenasalized soft *b* shall be written **mb** also (even though it sounds like a hard *mbb*).
- The letters *nggh* or *ngkh* are never written. Instead, the prenasalised *g* shall be written **ng** and the prenasalised *k* shall be written **nk**.
- The letters *nny* are never written. Instead, the prenasalized *ny* shall be written **nny**.
- The only doubled consonants that are allowed in Lugungu are **bb**, **nn**, or **mm**.

10.8 Reduplication

Lugungu has many long words. This can make reading difficult. This is particularly a problem for verbs that are very long. E.g.,

geeyongeeribweyongeri ‘they increased a lot’

However, the example above could easily be broken into two pieces that are more manageable by splitting the word with a hyphen at the point where the word reduplicates. E.g., geeyongeeribweyongeri

Therefore, in cases of reduplication, a hyphen shall be placed between the halves of the word whenever the reduplicated part consists of more than one syllable. Hyphens shall only be used to split up verbs or adverbs. E.g.,

Reduplication	
mulyega-ɓwegi	you will just know
mutafuruka-furukanga	don't keep on migrating
yaacuuka-cuuka	then he shakes
ɓwangu-ɓwangu	quickly
mpula-mpula	slowly

The only exception is that the hyphen is not used with the verb *kuwonawona* ‘to suffer’.

Reduplication in nouns and adjectives and reduplications involving the repetition of only one syllable are not hyphenated.

E.g. the following are not hyphenated:

No Reduplication	
kyokyo	it
lutobbotobbo	a type of plant
weewe	you
kahirihiri	small snake
kampitimpiti	dusk
kiki	this
kasulusulu	path
garagara	lizard
kibbeebbe	tiny

twalingi nitucakajuna	we were still helping
tulibba nitukujuna	we will be helping

Where the auxiliary verb is kusobora, or kwiza, then even if the subject is not repeated on the main verb, the auxiliary verb shall be written separately. E.g.,

Auxiliary verb kusobora or kwiza written as a separate word	
tukwiza kujuna	we will help
tusobora kujuna	we can help

Also, auxiliary verbs that begin with bu 'when' are written separately from the main verb. E.g.,

Auxiliary verb beginning with bu is written as a separate word	
buyaali nakujuna	when he was helping
bunyaali nincaali nanywe	while I was still with you
bubaali nibakugyenda	when they were going

The negative kwahi shall be written as a separate word. However, the negative ti or ta shall be joined to the verb. E.g.,

The Negative	
twajuniri kwahi	we did not help
titulimukujuna	we are not helping
twiceeri tutakujuna	we have not been helping

Note in the last example above, that twiceeri is written as a separate word because the subject **tu** is repeated on the main verb.

Where the subject is not repeated on the main verb, then it shall be written as a single word E.g.,

Verbs written as a single word	
tulimukujuna	we are helping
twiceerikujuna	we have been helping
twalingikujuna	we were helping
twakalikujunanga	we were helping
tucakajunambe	we are still helping

5. Labialisation

Labialisation is where a consonant is followed by the letter **w**. Any consonant (except f, v, or w) can be labialised.

Examples of labialisation	
m̥twe	head
nkwi	firewood
kubbwoma	to pour
kugaywa	to be overlooked
kumwa	to shave

Because labialisation shall be written with a **w** (rather than **u** or **u**), any spelling with the letter sequence **u** or **u** followed by another vowel is not allowed. E.g., m̥tue 'head' is not correct, it should be **m̥twe**.

6. Palatalisation

Palatalisation is where a consonant is followed by the letter **y**. Any consonant (except w or y) can be palatalised. Palatalisation shall be written with a **y** (except for the consonants, n or ny where an **i** is used instead to indicate the palatalisation - see below).

Examples of palatalisation (for any consonant except n or ny)	
pyoko	rhinoceros
kyakyo	flower
kuhyolya	to whistle

Because palatalisation shall be written with a **y** (rather than **i** or **j**), any spelling with the letter sequence **i** or **j** followed by another vowel is not allowed. E.g., **kiakio** ‘flower’ is not correct, it should be **kyakyo**. (But see the exception in the next section).

Special note on the palatalized n and the palatalised ny
The palatalised n shall be written **ni** (rather than **ny**, which is being used for the palatal nasal). The palatalised ny shall be written **nyi** (rather than **nyy**). Notice that although the **i** in these cases is a vowel symbol, it is acting like a consonant taking the place of y to indicate palatalisation. Notice also, that it is a *hard* i — that is, it takes an underline.

Examples of palatalised n		Examples of palatalised ny	
nkoni <u>o</u>	pestle	kukany <u>i</u> a	to cause to increase
kuhoni <u>a</u>	to heal	kutoony <u>i</u> a	to drop
muniongooro	earthworm	kukweny <u>i</u> a	to make pale
kubagani <u>a</u>	to divide	kucuuny <u>i</u> a	to cause (food) to get ready

When na occurs before a verb, it is joined to the word before and after. E.g.,

na before a verb	
alinakubba yeebbak <u>i</u> ri	he must be sleeping
olinakumuganyira	you must forgive him
yaalinakusaba	he was praying
kilinakudwereera	it must be fulfilled
yaakali nakudya	he was eating

An exception to the above is for verbs beginning with **bu** ‘when’. E.g., **buyaali nakusiga** ‘when he was sowing.’ In this case, **buyaali** is acting as an auxiliary verb and so it is written as a separate word (see section 10.7).

However, when na occurs before a noun it is kept as a separate word. E.g.,

na before a noun	
ali na sente	he has money
Maliya yaali na nda	Mary was pregnant
alibba na busobozi	he will have authority
nibali na yoodi	they were with that one
na kudya de kukoonyerambe	even eating also helps

In the last two examples above, while yoodi and kudya are not nouns, they are substituting for nouns, and therefore **na** is still written separately.

When the word na comes before a pronoun, they shall be joined. E.g.,

na before a pronoun	
ali nayo	he is with him
Bunyaali nincakali nanywe	While I was still with you
Okwiza kubba nanya mwiguru	You will be with me in heaven

10.7 Word breaks in verb phrases

In a verb phrase, the main verb is often preceded by a ‘helping word’ that we call an *auxiliary verb*. If the subject is present as a prefix on the main verb *and* on the auxiliary verb then the two shall be written as separate words. E.g.,

Auxiliary verbs written as separate words	
tunakubba tujun <u>i</u> ri	we must have helped
tulibba nitucakajuna	we will still be helping
twiceeri tujun <u>i</u> ri	we had helped

10.5 The apostrophe

The apostrophe is used in Lugungu to mark the joining of two words where the first word is a clitic that ends with a vowel and where the second word begins with a vowel that is also a capital letter.

Normally in the case where a clitic is joined to a following word beginning with a vowel, then the rules given in section 10.2.1 apply. However when the following word begins with a vowel that is also a capital letter we have a special case where the capital letter needs to be kept in the word. This happens with words that are the specific names of people, places, and things.

Therefore, we use an apostrophe to indicate the vowel that is dropped out from the end of the first word. E.g.,

Use of the apostrophe	
ny <u>u</u> mba gy'Isaka	the house of Isaac
Adamu n'Eeva	Adam and Eve
yeicala n'Erizabeet <u>i</u>	then she stayed with Elizabeth
w'Agaba	at Agaba's

Note that when pronouncing these written forms the letter that has been dropped out is still pronounced. E.g., for the first example in the table above the words are pronounced nyumba gyeisaka, even though they are written nyumba gy'Isaka.

10.6 The word na

The joining word na which means 'and' or 'with' follows the same rules as the clitics given in section 10.2 and 10.5. E.g.,

na before a word beginning with a consonant	
nkubabatiza na meez <u>i</u>	I baptise you with water

na before a word beginning with an i or <u>i</u>	
ne <u>i</u> higa	and a stone
neisumu	with a spear

na before a word beginning with a vowel and a capital letter	
n' <u>I</u> bburahu <u>m</u>	and Abraham

7. Vowels

There are nine vowel sounds in Lugungu, but only seven vowel letters are needed.

(In the following table the vowels are given in the International Phonetic Alphabet according to where the sound of the vowel is formed in the mouth)

	Front	Central	Back
High (hard)	i		u
High (soft)	ɪ		ʊ
Mid (hard)	e		o
Mid (soft)	ɛ		ɔ
Low (soft)		a	

Note that the mid (hard) sounds e and o are not separate sounds in their own right. They are, in fact, simply variants of each of the mid (hard) vowels ɛ and ɔ. These hard variants appear only in certain words. The hard variants e and o are pronounced automatically by Lugungu speakers without conscious thought according to certain linguistic rules usually when other hard vowels (either i or u) are present in the same word. This means that both of the mid vowels ɛ and e can be represented by one symbol **e**, and that both ɔ and o can be represented by one symbol **o**. So, while there are nine vowels sounds, the two variants mean that only seven vowel symbols are needed, not nine. These seven vowels shall be written with the following symbols:

i for i,
ɪ for ɪ,
e for e and ɛ,
a for a.

u for u,
ʊ for ʊ,
o for o and ɔ,

Thus, Lugungu will have seven vowels written like this: **a e i ɪ o u ʊ**. The following table lists the vowels with examples:

International Phonetic Alphabet symbol	Lugungu Letter	Example	
a	a	kukama	to milk
e	e	kulema	to rule
ɪ	i	kulima	to dig
ɪ	<u>i</u>	kud <u>i</u> kya	to drop
o	o	kukoma	to elect
ʊ	u	kunuga	to ignore
u	<u>u</u>	kuk <u>u</u> nya	to fold

7.1 Hard and Soft Vowels

The underlined vowels i and u are called *hard* vowels, as opposed to the rest of the vowels, which are called *soft* vowels. There are some pairs of words in Lugungu that are distinguished only by the difference made by these hard vowels. E.g.,

Soft i or u		Hard <u>i</u> or <u>u</u>	
kubinya	to break something	kub <u>i</u> nya	to dance
kuluma	to bite	kul <u>u</u> ma	to abuse
kiniga	something that strangles	kin <u>i</u> ga	anger
kusunga	to watch	kus <u>u</u> nga	to sew

As well as the words in the above table that clearly show the difference between the hard and soft vowels, there are other pairs of words that also show the contrast between the two sounds i and i and between the two sounds u and u.

Soft i or u		Hard <u>i</u> or <u>u</u>	
birali	squinted eyes	nkali	urine
kubiika	to keep	kuti <u>i</u> na	to fear
kibi	sin	kifi	cooked meat
mwiru	servant	mw <u>i</u> ko	trowel
ruusi	female goat	swasi	southwest wind
kulima	to dig	kul <u>i</u> ga	to decorate
muntu	person	ns <u>u</u>	fish
mugugu	load	m <u>u</u> leeju	beard

The above clitics are the only words that may be joined at the end of verbs. All other words that come after verbs are written as separate words. E.g.,

beemereeri hahwo ‘they stood there.’
weegwa nu ‘you hear now’
musiri gwe ‘his garden’

Note: when **mu** is added to the end of a verb, the **mu** is written with a soft **u**, even though the rest of the word may have hard **u**’s or **i**’s. E.g., yeiramu ‘he answered’ (see section 7.1.1).

10.3 Common words that are joined

The following words are written as a single word, even though they may be composed of two or more parts:

Common words written as a single word			
hansi	below/under	naha <u>ɸ</u> waki <u>kyo</u>	because of that
Kyakabiri	Tuesday	Mweri Gwakane <u>i</u>	April
nahaahwo	at that moment	ha <u>ɸ</u> wakubba	because
munda	inside	hany <u>u</u> ma	behind
mwomwo	then	kwamwet <u>u</u>	our home
yatyo	like that	waakubanza	first
hakyendi	above	waakasatu	third
ha <u>ɸ</u> waki?	why?	waakabiri	second
yoodede	also	kwamweny <u>u</u>	your (pl) home
hanzei	outside	hamwenya	together

10.4 Common words that are separate

Contrast some of the above with the following, which shall be written as two or more words.

Common words written as more than one word			
mu nsi	on the earth	mu nywe	among you
mu nda	in the stomach	<u>ɸ</u> <u>ɸ</u> wo nu	meanwhile
hali yo	upon him/to him	kuli yo	to him
ha kiro	on the day	kukola ki?	to do what?
mu meiso	ahead/in front	mu <u>ɸ</u> wire <u>ɸ</u> <u>ɸ</u> wo	at that time

Clitics that come before nouns that begin with a consonant shall be written as a separate word. E.g.,

Clitics before nouns beginning with a consonant	
kitab <u>bu</u> kya mwegesa	the book of the teacher
mwana wa bbaawe	his father's child
ha nsi	on the ground
ku mutanda	at the shore
mu <u>bwat</u> i	in the canoe
<u>bu</u> Baguma	at Baguma's

However, for clitics that come before a noun that begins with the letter **i** or **u** then the final vowel of the clitic drops out and this is indicated by joining the two words: E.g.,

Clitics before noun beginning with an i or u	
bijanga byeitaka	waves of the lake
heitehe	on the ground
kw <u>il</u> u	on the knee
mwiguru	in heaven

10.2.2. Clitics that come after verbs

The second types of clitics are those that come after verbs.

Clitics that come after verbs	
mu, mwo, mwona	in
mu, mwo, mwona	repetition
bba	intensive
ha	there
ho	there (definite)
ho	diminutive
yo	there (indefinite)

These types of clitics shall be joined to the verb. E.g.,

Examples of clitics that come after verbs	
yaab <u>utembir</u> imu <u>bwat</u> i	he climbed into the canoe
ohandiikemwo	you(sg) re-write
banyakubbamwona	those who were in
nkukuroopabba	I will really cane you
yaadi <u>iri</u> ho kadooli	he ate a little
yaakiteereeriho	he put it on it
yaagyendi <u>ri</u> yo	he went there

7.1.1. Rules for writing hard vowels

1. Hard vowels shall be written everywhere they occur.
2. If one vowel in a word is hard, then all the other letter **i**'s and all the other letter **u**'s in that same word will also be hard.

Two Exceptions to the above rules:

- When ku, mu, and bu are separate words they shall not be written with hard vowels, even though they may at times sound hard. E.g., in the following examples there are indeed hard **u**'s, (due to the influence of the following words which contain hard vowels), but they are still written with soft **u**'s.

ku zigati 'at the courtyard'
 mu nyumba 'in the house'
 bu Simooni 'at Simon's'

- When mu is attached to the end of words, it shall not be written with a hard vowel. The **u** sounds soft and shall be written soft, even if the rest of the word may contain hard vowels. E.g.,

kweziramu 'to repent'

7.1.2. Advice for writing hard vowels

- Only **i** or **u** can be hard (**i** or **u**). Never underline the vowels **a**, **e**, or **o**.
- If a vowel sounds hard then underline the **i** or **u** wherever the hard sound occurs.
- A simple way to test your spelling is to check that all the **i**'s and **u**'s in a word are the same. In other words, soft and hard **i**'s and **u**'s cannot be mixed in the same word (apart from the exception when a word ends in mu that was mentioned above).
- Sometimes the end parts of words (suffixes) are hard. These suffixes when attached onto the end of a word cause any other **i**'s and **u**'s in the word to change and become hard also. Some examples follow:

7.1.3. The hardening effect of Lugungu suffixes

- The causative verbal suffix **-isya** / **-esya** is always hard and causes any other **i**'s and **u**'s in the word to become hard. E.g.

Word		Causative form	
kulima	to dig	kulimisiya	to cause to dig
kudya	to eat	kudiiisya	to feed (to cause to eat)
kunena	to bite	kunenesya	to cause to bite

- The agentive verbal suffix **-i** is always hard and causes any other i's and u's in the word to become hard. E.g.

Word		Agentive form	
kulima	to dig	mulimi	farmer
kudya	to eat	mudi	eater (one who eats)

- The perfective verbal suffix **-iri** / **-eri** is always hard and causes any other i's and u's in the word to become hard. E.g.

Word		Perfective form	
kulima	to dig	tulimiri	we have dug
kudya	to eat	tudiri	we have eaten
		kilimiriwe	it has been dug
		kidiriwe	it has been eaten

- The habitual verbal suffix **-engi** is always hard and causes any other i's and u's in the word to become hard. E.g.

Word		Habitual form	
kulima	to dig	twalimengi	we used to dig
kudya	to eat	twadyengi	we used to eat

But note that the habitual suffixes, **-anga** / **-ambe** are not hard in the present or future tenses:

Word		Habitual form	
kulima	to dig	tulimambe	we always dig
kudya	to eat	tudyambe	we always eat
		tulilimanga	we will always dig
		tulidyanga	we will always eat

10. Word Division

10.1 Word breaks in fast speech

Words within phrases tend to be spoken together without any pauses. When two words follow each other and the first word ends with a vowel and the second word begins with a vowel there is a process that causes a vowel between the two words to change or drop out. Except for clitics that are joined (see section 10.2 below) words shall be written separately. This means that Lugungu is written as it sounds when pronounced in slow and careful speech. E.g.,

Written form	What comes out when spoken	Meaning
mwana omwei	mwanoomwei	one child
ejze akuhe sente	ejaakuhe sente	Let him come and give you money
mwana wange, "Iza!"	mwana wangeiza	my child, "Come!"
lyolyo ibara	lyolyoibara	that's the name

10.2 Clitics

Clitics are small words of a single syllable that are pronounced together with a neighbouring word. There are two types of clitics: those that come before nouns and those that come after verbs.

10.2.1. Clitics that come before nouns

These are the clitics in Lugungu that come before nouns:

Clitics that come before nouns	
wa, ba, gwa, gya, lya, ga, kya, bya, ya, za, lwa, ka, twa, bwa, kwa	of
ha	at/to
ku	at/on
mu	in
bu	at

Therefore, events of the recent past shall be marked in Lugungu by preceding the verb with a + symbol. The remote past shall not be marked. E.g.,

Recent past event		Remote past event	
+ baaleetiri deeru	they brought today	baaleetiri auki	they brought the day before yesterday
Sylvia + yaagyendiri mwakya	Sylvia went in the morning	Sylvia yaagyendiri sabbiiiti gimalikiri	Sylvia went last week
Fina buyaali nacakadwa Erizabeeti yaamuweera, “+ Bunyeegwiri iraka lyamu nokundamukya, mwana yaacuuka-cuuka mu nda gyange.”	When Phina had just arrived Elizabeth told her, “When I heard your voice greeting me, the child jumped within me.”	Fina buyaaweeni Erizabeeti mweri gudi mwana yaacuuka- cuukiri mu nda gya Erizabeeti.	When Phina saw Elizabeth last month the child jumped within the womb of Elizabeth.

Note that the recent past tone marker, + is only used when the event happened in the recent past. This means the verb that it marks must also be in the recent past form. You can see from the above example that the verb + Bunyeegwiri is in the recent past form, so it gets the tone mark, but the next two verbs: nokundamukya, and yaacuuka-cuuka are not in that form, so they are not marked with the tone mark.

But, there is one suffix that is never hard:

- The applicative verbal suffix **-ir /-er** is never hard, except when it is preceded or followed by a hard vowel. E.g.

Word		Applicative form	
kulima	to dig	tukumulimira	we are digging for him
kudya	to eat	tukumudiira	we are eating for him
kweta	to call	tukumukwetera	we are calling him for you

However, note in the following examples that the vowels have become hard because of the following perfective verbal suffix **-iri /-eri** that has hard vowels.

Word		Applicative & Perfective form	
kulima	to dig	tumulimiiri	we have dug for him
kudya	to eat	tumudiiri	we have eaten for him
kweta	to call	tumukweteeri	we have called him for you

In addition, note in the following examples that the vowels have become hard because the preceding vowels in the words are already hard.

Word		Applicative form	
kutiina	to fear	tukumutiinira	we are fearing for him
kugobyaa	to lie	tukumugobeerya	we are lying for him

- The imperative mood in the plural is always hard and causes any other i's and u's in the word to become hard. E.g.

Word		Imperative Plural form	
kulima	to dig	mukilime	you dig it
kudya	to eat	mukidye	you eat it

Contrast this with the singular form:

Word		Imperative singular form	
kulima	to dig	kilime	you dig it
kudya	to eat	kidye	you eat it

7.2 Long Vowels

Vowels can be long or short, as can be seen from the following examples. Long vowels shall be written with a doubled vowel letter.

Long Vowels		Short Vowels	
mūseerī	sick person	museri	night dancer
kukookooba	to rake	kukookoba	to chat
kuhoora	to revenge	kuhora	to lend
kuleega	to beg	kulega	to accuse
kooma	piece of metal	koma	you pick!
yoogwo	that very one	yogwo	that one
haaha	grandfather	haha	here

7.2.1. Long vowels and prenasalisation, labialisation and palatalisation

Vowels preceding a prenasalized consonant are always long, and will not be written double. In the same way, vowels following a labialized or palatalised consonant are always long, and will not be written double.

Long vowels and prenasalisation, labialisation and palatalisation	
Lugungu	Gungu language
kīswīja	fever
kubyoka	to rise
kūnyeeega	to wrestle
munyeere	skink
nyumba	house

Note the second to last two examples in the table above carefully. There is a long vowel after the y because this y does not indicate palatalisation; rather, it is part of the consonant. This is the palatal consonant which is written with two letters **ny**. Thus, a long vowel following **ny** is written double. However, the final example shows that while the vowel would be written long after the **ny**, it is not, because of the prenasalised b that follows.

7.2.2. Long vowels and the time of events

Experience has shown that most people have difficulty remembering to write long vowels. This is particularly so when vowels are long in verbs. In Lugungu, a long vowel is present in verb prefixes to indicate that the time an event takes place is in the recent past, the remote past, or the near future. A

9. Tone

Lugungu is a tonal language. Tone is the pitch melody that overlies all words in the language. This pitch melody gives the hearer part of the meaning of words. Two words that are written the same can have two different meanings if they are spoken with different tone melodies. E.g.,

Tone melody A		Tone melody B	
kwala	to swim	kwala	to make a bed
nzala	hunger	nzala	fingers
ḅwemi	width	ḅwemi	rebellion
yaagyendiri	he went (recent past)	yaagyendiri	he went (remote past)

Some words can even have more than two tone melodies. E.g.,

Multiple tone melodies			
yaadya	then he ate	yaadya	he will eat very soon
mwete	you (pl) call	mwete	you (sg) call him
mwete	(let you) call	mwete	a called one

Extensive analysis of the tone system in Lugungu has been carried out. While there are a number of contrasts in the tone system that give rise to different meanings between words, the relative importance and frequency of those differences are not major. In most cases the context is enough for the reader to distinguish the correct meaning. However, there is one contrast that does need to be marked in the writing system of Lugungu. That is the difference between recent past events and remote past events. Consider the following pair of words:

baaleetiri 'they brought' (recently i.e., today or last night)
baaleetiri 'they brought' (remotely i.e., yesterday or longer ago)

While these words are written the same, they obviously have different meanings with regard to the time that the event took place. This difference occurs often enough in Lugungu in places where the context cannot help the reader to obtain the correct meaning. Because of this, these types of words need to be distinguished with a tone mark.

Kinship terms with ‘our’, ‘your (pl)’, and ‘their’ are written as separate words. E.g.,

Kinship terms written as separate words	
zīiza weetu	our grandmother
zīiza weenyu	your (pl) grandmother
zīiza waabu	their grandmother

Note that zīiza maintains its hard vowels even when the following possessive pronoun contains soft vowels. This is because the two words are written separately.

8.2 Borrowed words

All languages borrow words from other languages. Over time, these words become as much a part of the language as any other word. Sometimes the borrowed word retains its original pronunciation. In this way, new sounds, such as v, are introduced into the language. In other cases, the pronunciation of the borrowed word is adapted to fit the phonology of the second language. In either case, borrowed words should be spelled the way people normally pronounce them when speaking Lugungu. E.g.,

Borrowed words	
kuvuga	to drive (from Runyoro)
motoka	vehicle (from English)
malaika	angel (from Arabic)

long vowel is also used when narrating events that happened in the past. A single vowel is used for events that take place at other times. E.g.,

Long Vowel		Short Vowel	
baagyendīri	they went (remote past)	bagyendīri	they have gone
+baagyendīri	they went (recent past)	nagyenda	and he goes
baagyenda	they will go (near future)	bagyenda	they usually go
baagyenda	then they went (narrative past)	baligyenda	they will go (remote future)

(For information on the use of the tone marker +, see section 9).

Long vowels are also present in verb suffixes. They appear when the applicative suffix is used. E.g.,

Long Vowel		Short Vowel	
yaatumīiri	he sent for (somebody)	yaatumiri	he sent
akoleera	he works (with the intention of)	akolera	he works (for/or in)

7.2.3. Long Vowels at the end of words

Long final vowels are very rare in Lugungu. Even though some lengthening may be heard for some speakers with some words, generally, all final vowels shall be written with a single vowel. E.g.,

Final Vowels written short	
būlo	sleep
we	you
di?	when?
ki?	what?
do!	exclamation
musa	he only

Here is a list of words that do contain long final vowels:

Final Vowels written long	
mpaa	aunt
itaa	elder sibling
ii	no
ee	yes
kikuu	something dead

7.2.4. Long vowels at the beginning of words

There are no words in Lugungu that begin with a long vowel.

7.3 Diphthongs

A diphthong is a sound where two vowels are joined to create a single sound that glides from one vowel sound to another. In Lugungu, the second vowel sound must be either an **i** or a **u**. Lugungu diphthongs are listed below:

Diphthong	Example	
ai	malaika	angel
ai	Bb ^{ai} bbu ^{li}	Bible
ei	yankei	himself
ei	nke ⁱ to	shoe
oi	oicale	you stay
oi	hoi	very
au	lusau	hill
au	Da ^u di	personal name (David)

In Lugungu, a diphthong makes up the nucleus of a single syllable. Thus, a word like m^uk^ei^so ‘witness’ has three syllables, not four.

The possessive pronouns in the above table also have short forms for ‘my’ ‘your’ and ‘his/her’. These are given in the following table:

Noun Class	my	your	his/her
C1			
C2	be ⁱ	bo	be
C3	gwe ⁱ	gwo	gwe
C4	mye ⁱ	myo	mye
C5	lye ⁱ	lyo	lye
C6	ge ⁱ	go	ge
C7	kye ⁱ	kyo	kye
C8	bye ⁱ	byo	bye
C9	gye ⁱ	gyo	gye
C10	ze ⁱ	zo	ze
C11	lwe ⁱ	lwo	lwe
C12	ke ⁱ	ko	ke
C13	twe ⁱ	two	twe
C14	b ^u we ⁱ	b ^u wo	b ^u we
C15	kwe ⁱ	kwo	kwe

8.1.5. Joined possessive pronouns

There are certain words—usually kinship terms, where the possessive pronoun is joined to the term. This occurs for the kinship terms that imply ‘my’, ‘your’, and ‘his/her’. In these cases, the possessive pronoun is understood as being part of the kinship term and shall not be written as a separate word. E.g.,

Kinship terms written as a single word	
zi ⁱ za	my grandmother
zi ⁱ zaa ^u	your grandmother
zi ⁱ zaawe	his/her grandmother

Note carefully the use of soft and hard vowels in the above words. The hardness of the vowel changes, depending on the possessive pronoun that is part of the term. If the possessive pronoun contains hard vowels, then the whole words is written with hard vowels. This maintains the rule that hard and soft **i**'s and **u**'s cannot be mixed in a word (see section 7.1.1).

8.1.4. Possessive Pronouns

Possessive pronouns convey the idea of ownership. The following table shows possessive pronouns for the personal classes only. Other classes (from 4-15) show the same pattern. E.g., *mūhiigi* waagyo ‘its hunter’ or *misyange* myagyo ‘its tusks’.

Noun Class	my	our	your	your (pl)	his/her	their
C1	wange	weetu	waamu	weenyu	waamwe	waabu
C2	bange	beetu	baamu	beenyu	baamwe	baabu
C3	gwange	gwetu	gwamu	gwenyu	gwamwe	gwaabu
C4	myange	myetu	myamu	myenyu	myamwe	myaabu
C5	lyange	lyetu	lyamu	lyenyu	lyamwe	lyaabu
C6	gange	geetu	gaamu	geenyu	gaamwe	gaabu
C7	kyange	kyetu	kyamu	kyenyu	kyamwe	kyabu
C8	byange	byetu	byamu	byenyu	byamwe	byaabu
C9	gyange	gyetu	gyamu	gyenyu	gyamwe	gyaabu
C10	zange	zeetu	zaamu	zeenyu	zaamwe	zaabu
C11	lwange	lwetu	lwamu	lwenyu	lwamwe	lwaabu
C12	kange	keetu	kaamu	keenyu	kaamwe	kaabu
C13	twange	twetu	twamu	twenyu	twamwe	twabu
C14	hwange	hwetu	hwamu	hwenyu	hwamwe	hwaabu
C15	kwange	kwetu	kwamu	kwenyu	kwamwe	kwaabu

Note the possessive pronouns in the ‘his/her’ column. Those with a long vowel **aa**, may seem to violate the rule that vowels are not written long before a prenasalised consonant. However, in these cases, the **m** does not indicate prenasalisation but rather, it is the consonant that is being labialised by the following **w**. Thus it is correct to write the doubled vowel **aa**.

This is the same reasoning behind the spelling *baamwetiri* ‘they called him’. Again, in this case, the **m** is the consonant that has been labialised, and so it is allowable to have the double **aa** before it. In reality what this means, is that in Lugungu there are no prenasalised **w**’s or **y**’s (see section 4).

8. The Spelling of Common Words

8.1 Pro-forms

Pro-forms are words that substitute for nouns. They shall be written as separate words. E.g.,

Pro-forms written as separate words	
oweereeri twetwe twankei	you have said to us alone
kitabbu kiki	this book
nyumba gyetu	our house
atutumiri hali we	he has sent us to you

The only exceptions to the above rule that pro-forms are written as separate words are found in sections 8.1.5 and 10.6.

8.1.1. Personal Pronouns

These substitute for nouns and have the meaning: I, me, you, he, him, she, her, we, us, they, them, and it.

Noun Class	Pronoun	Short form
1Sg	gyagya	gya
1Pl	twetwe	twe
2Sg	weewe	we
2Pl	nywenywe	nywe
C1 (3Sg)	yooyo	yo
C2 (3Pl)	boobo	bo
C3	gwogwo	gwo
C4	myomyo	myo
C5	lyolyo	lyo
C6	googo	go
C7	kyokyo	kyo
C8	byobyo	byo
C9	gyogyo	gyo
C10	zyozyo or zozo	zyo or zo
C11	lwolwo	lwo
C12	koko	ko
C13	twotwo	two
C14	hwowwo	hwo
C15	kwokwo	kwo

8.1.2. Reflexive Pronouns

Reflexive pronouns have the meanings: myself, yourself, himself, herself, ourselves, themselves, and itself.

Noun Class	Reflexive Pronoun	Short form
1Sg	nyankeenya	nyankei
1Pl	twankeenya	twankei
2Sg	wankeenya	wankei
2Pl	nywankeenya	nywankei
C1 (3Sg)	yankeenya	yankei
C2 (3Pl)	bankeenya	bankei
C3	gwankeenya	gwankei
C4	myankeenya	myankei
C5	lyankeenya	lyankei
C6	gankeenya	gankei
C7	kyankeenya	kyankei
C8	byankeenya	byankei
C9	gyankeenya	gyankei
C10	zyankeenya	zyankei
C11	lwankeenya	lwankei
C12	kankeenya	kankei
C13	twankeenya	twankei
C14	ḃwankeenya	ḃwankei
C15	kwankeenya	kwankei

8.1.3. Demonstratives

Demonstratives substitute for nouns of location.

Noun Class	this one	this very one	that one	that very one	that one over there	that very one over there
1 (3.Sg)	yogo	yoogo	yogwo	yoogwo	yodī	yoodī
2 (3.Pl)	baba	baaba	baḃwo	baaḃwo	badī	baadī
3	gugu	gwogu	gugwo	gwogwo	gudī	gwodī
4	mimi	myomi	mimyo	myomyo	midī	myodī
5	lili	lyoli	lilyo	lyolyo	lidī	lyodī
6	gaga	gaaga	gagwo	gaagwo	gadī	gaadī
7	kiki	kyoki	kikyo	kyokyo	kidī	kyodī
8	bibi	byobi	bibyō	byobyō	bidī	byodī
9	gigi	gyogi	gigyō	gyogyō	gidī	gyodī
10	zizi	zyozi or zoozi	zizyo	zyozyo	zidī	zyodī or zoodī
11	lulu	lwolu	lulwo	lwolwo	ludī	lwodī
12	kaka	kaaka	kakwo	kaakwo	kadī	kaadī
13	tutu	twotu	tutwo	twotwo	tudī	twodī
14	ḃuḃu	ḃwoḃu	ḃuḃwo	ḃwoḃwo	ḃudī	ḃwodī
15	kuku	kwoku	kukwo	kwokwo	kudī	kwodī
16	haha	haaha	hahwo	haahwo	hadī	haadī
17	kunu	kwonu	kukwo	kwokwo	kudī	kwodī
18	mumu	mwomu	mumwo	mwomwo	mudī	mwodī